

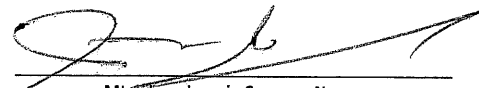


FORMATO ACUMULATIVO POR PROYECTO

Clave 911: 08MSU0245B  
Institución: Universidad Autónoma de Ciudad Juárez  
Trimestre: 4

Ejercicio: 2018  
Clave de Convenio: C/PFCE-2018-08MSU0245B-08-22  
Fecha de Corte: 11 de Enero de 2019

CLAVE DEL PROYECTO	TOTAL ASIGNADO	HONORARIOS		SERVICIOS		MATERIALES		INFRAESTRUCTURA ACADÉMICA		ACERVOS		TOTAL TRIMESTRAL COMPROBADO			TOTAL ANUAL COMPROBADO	
		PROGRAMADO	COMPROBADO	PROGRAMADO	COMPROBADO	PROGRAMADO	COMPROBADO	PROGRAMADO	COMPROBADO	PROGRAMADO	COMPROBADO	PROGRAMADO	COMPROBADO	%	MONTO	%
P/PFCE-2018-08MSU0245B-01	\$6,931,287.00	\$523,123.00	\$746,233.76	\$16,275.00	\$202,992.72	\$8,000.00	\$25,138.07	\$0.00	\$564,855.28	\$0.00	\$956,929.62	\$547,398.00	\$2,496,149.45	456.00%	\$6,308,900.31	91.02%
P/PFCE-2018-08MSU0245B-02	\$7,525,879.00	\$0.00	\$66,473.35	\$103,258.00	\$194,269.57	\$0.00	\$0.00	\$2,446,741.00	\$1,375,055.90	\$7,000.00	\$6,877.00	\$2,556,999.00	\$1,642,675.82	64.24%	\$6,466,608.38	85.92%
P/PFCE-2018-08MSU0245B-03	\$1,220,673.00	\$231,442.00	\$254,722.08	\$85,000.00	\$40,925.96	\$33,900.00	\$201,739.34	\$0.00	\$50,877.60	\$0.00	\$0.00	\$350,342.00	\$548,264.98	156.49%	\$1,186,028.94	97.16%
P/PFCE-2018-08MSU0245B-04	\$3,488,374.00	\$0.00	\$68,440.00	\$0.00	\$535,637.58	\$3,280.00	\$17,082.39	\$115,045.00	\$1,227,296.68	\$0.00	\$0.00	\$118,325.00	\$1,848,456.65	1562.19%	\$3,068,602.27	87.97%
P/PFCE-2018-08MSU0245B-05	\$3,265,703.00	\$0.00	\$0.00	\$449,887.00	\$440,556.58	\$0.00	\$0.00	\$153,500.00	\$431,521.30	\$0.00	\$0.00	\$603,387.00	\$872,077.88	144.53%	\$3,039,821.47	93.08%
P/PFCE-2018-08MSU0245B-06	\$2,978,987.00	\$53,586.00	\$65,472.04	\$868,303.00	\$901,767.83	\$0.00	\$0.00	\$877,579.00	\$143,210.94	\$0.00	\$0.00	\$1,799,468.00	\$1,110,450.81	61.71%	\$2,627,248.23	88.19%
P/PFCE-2018-08MSU0245B-07	\$3,970,279.24	\$0.00	\$0.00	\$310,122.00	\$606,849.69	\$0.00	\$0.00	\$1,652,187.00	\$1,176,440.87	\$0.00	\$0.00	\$1,962,309.00	\$1,783,290.56	90.88%	\$3,462,074.70	87.20%
P/PFCE-2018-08MSU0245B-08	\$3,216,645.00	\$13,957.00	\$0.00	\$426,460.00	\$491,241.55	\$7,500.00	\$208,327.47	\$1,692,140.00	\$490,602.26	\$26,966.00	\$91,891.00	\$2,167,023.00	\$1,282,062.28	59.16%	\$3,128,322.97	97.25%
<b>TOTALES:</b>	<b>\$32,597,827.24</b>	<b>\$822,103.00</b>	<b>\$1,201,341.23</b>	<b>\$2,259,309.00</b>	<b>\$3,414,241.48</b>	<b>\$52,680.00</b>	<b>\$452,287.27</b>	<b>\$6,937,192.00</b>	<b>\$5,459,860.83</b>	<b>\$33,966.00</b>	<b>\$1,055,697.62</b>	<b>\$10,105,251.00</b>	<b>\$11,583,428.43</b>	<b>114.63%</b>	<b>\$29,287,607.27</b>	<b>89.85%</b>

  
Mtro. Juan Ignacio Camargo Nassar  
Rector

  
Mtra. María Esther Mears Delgado  
Directora General de Planeación y Desarrollo Institucional



Institución: Universidad Autónoma de Ciudad Juárez

Número de subcuenta: 2112330


Fiduciario: SANTANDER


Ejercicio: 2018

Clave de Convenio: C/PFCE-2018-08MSU02458-08-22

Rendimiento y Recursos Ejercidos Según Estados de Cuenta del Fideicomiso con Corte al: 8 de Enero de 2019

Mes y Año	Capital							Productos Financieros						Saldo total según estado de cuenta (14)=(6)+(13)	
	Capital asignado PFCE (1)	Retiro de fideicomiso (2)	Pago a Fideicomisarios y/o proveedores (3)	Devolución a TESOFE (4)	Reintegros al Fideicomiso (5)	Saldo final acumulado (6) = ((1-2-3-4)+(5)+(6 mes anterior))	Capital (Rendimiento bruto) (7)	Costo del Fideicomiso (8)	Rendimiento neto (9) = 7-8	Pago a Fideicomisarios y/o proveedores (10)	Devolución a TESOFE (11)	Reintegros a Capital (12)	Ejercicio Neto (13) = (9-10-11)+(12 mes anterior)		
Abril 2018	\$0.00	\$0.00	\$0.00	\$0.00	\$0.00	\$0.00	\$0.00	\$0.00	\$0.00	\$0.00	\$0.00	\$0.00	\$0.00	\$0.00	\$0.00
Mayo 2018	\$0.00	\$0.00	\$0.00	\$0.00	\$0.00	\$0.00	\$0.00	\$0.00	\$0.00	\$0.00	\$0.00	\$0.00	\$0.00	\$0.00	\$0.00
Junio 2018	\$32,411,227.00	\$0.00	\$4,717,831.06	\$0.00	\$24,000.00	\$27,717,395.94	\$146,209.57	\$0.00	\$146,209.57	\$0.00	\$0.00	\$0.00	\$146,209.57	\$27,863,605.51	
Julio 2018	\$0.00	\$0.00	\$0.00	\$0.00	\$0.00	\$27,717,395.94	\$176,394.25	\$0.00	\$176,394.25	\$0.00	\$0.00	\$0.00	\$322,603.82	\$28,039,999.76	
Agosto 2018	\$0.00	\$0.00	\$3,408,695.95	\$0.00	\$31,161.33	\$24,339,861.32	\$168,758.16	\$76,559.39	\$92,198.77	\$0.00	\$0.00	\$0.00	\$414,802.59	\$24,754,663.91	
Septiembre 2018	\$0.00	\$0.00	\$12,933,021.55	\$0.00	\$36,324.20	\$11,443,163.97	\$115,884.06	\$0.00	\$115,884.06	\$0.00	\$0.00	\$0.00	\$530,686.65	\$11,973,850.62	
Octubre 2018	\$0.00	\$0.00	\$168,028.11	\$0.00	\$55,287.15	\$11,330,423.01	\$74,999.32	\$76,560.00	-\$1,560.68	\$0.00	\$0.00	\$0.00	\$529,125.97	\$11,859,548.98	
Noviembre 2018	\$0.00	\$0.00	\$3,626,558.25	\$0.00	\$36,862.85	\$7,740,727.61	\$64,470.50	\$0.00	\$64,470.50	\$0.00	\$0.00	\$0.00	\$593,596.47	\$8,334,324.08	
Diciembre 2018	\$0.00	\$0.00	\$4,620,604.21	\$0.00	\$13,455.19	\$3,133,578.59	\$41,132.06	\$76,560.00	-\$35,427.94	\$186,599.84	\$0.00	\$0.00	\$371,568.69	\$3,505,147.28	
<b>TOTALES:</b>	<b>\$32,411,227.00</b>	<b>\$0.00</b>	<b>\$29,474,739.13</b>	<b>\$0.00</b>	<b>\$197,090.72</b>	<b>\$3,133,578.59</b>	<b>\$787,847.92</b>	<b>\$229,679.39</b>	<b>\$558,168.53</b>	<b>\$186,599.84</b>	<b>\$0.00</b>	<b>\$0.00</b>	<b>\$371,568.69</b>	<b>\$3,505,147.28</b>	

  
Mtro. Juan Ignacio Camargo Nassar  
Rector

  
Mtra. María Esther Mears Delgado  
Directora General de Planeación y Desarrollo Institucional