




FORMATO ACUMULATIVO POR PROYECTO

Clave 911: 08MSU0245B
Institución: Universidad Autónoma de Ciudad Juárez
Trimestre: 3

Ejercicio: 2018
Clave de Convenio: C/PFCE-2018-08MSU0245B-08-22
Fecha de Corte: 4 de Octubre de 2018

CLAVE DEL PROYECTO	TOTAL ASIGNADO	HONORARIOS		SERVICIOS		MATERIALES		INFRAESTRUCTURA ACADÉMICA		ACERVOS		TOTAL TRIMESTRAL COMPROBADO			TOTAL ANUAL COMPROBADO	
		PROGRAMADO	COMPROBADO	PROGRAMADO	COMPROBADO	PROGRAMADO	COMPROBADO	PROGRAMADO	COMPROBADO	PROGRAMADO	COMPROBADO	PROGRAMADO	COMPROBADO	%	MONTO	%
P/PFCE-2018-08MSU0245B-01	\$6,931,287.00	\$1,337,697.00	\$884,050.60	\$311,450.00	\$1,525,364.28	\$161,131.00	\$188,460.97	\$1,637,211.00	\$928,114.17	\$1,125,793.00	\$139,440.84	\$4,573,282.00	\$3,665,430.86	80.15%	\$3,812,750.86	55.01%
P/PFCE-2018-08MSU0245B-02	\$7,825,879.00	\$68,846.00	\$36,540.00	\$452,234.00	\$261,655.63	\$0.00	\$0.00	\$2,762,936.00	\$3,429,160.79	\$17,400.00	\$47,847.92	\$3,301,416.00	\$3,775,204.34	114.35%	\$4,823,932.56	61.64%
P/PFCE-2018-08MSU0245B-03	\$1,129,173.00	\$373,182.00	\$408,770.58	\$42,002.00	\$38,657.43	\$162,604.00	\$100,123.91	\$219,439.00	\$90,212.04	\$0.00	\$0.00	\$797,227.00	\$637,763.96	80.00%	\$637,763.96	56.48%
P/PFCE-2018-08MSU0245B-04	\$3,488,374.00	\$50,000.00	\$0.00	\$178,816.00	\$333,039.26	\$14,673.00	\$0.00	\$2,334,415.00	\$887,106.36	\$0.00	\$0.00	\$2,577,904.00	\$1,220,145.62	47.33%	\$1,220,145.62	34.98%
P/PFCE-2018-08MSU0245B-05	\$3,265,703.00	\$0.00	\$0.00	\$292,240.00	\$566,387.07	\$0.00	\$0.00	\$1,894,470.00	\$1,601,356.52	\$0.00	\$0.00	\$2,186,710.00	\$2,167,743.59	99.13%	\$2,167,743.59	66.38%
P/PFCE-2018-08MSU0245B-06	\$2,978,987.00	\$31,165.00	\$15,580.02	\$604,168.00	\$842,007.86	\$0.00	\$0.00	\$55,850.00	\$659,209.54	\$0.00	\$0.00	\$691,183.00	\$1,516,797.42	219.45%	\$1,516,797.42	50.92%
P/PFCE-2018-08MSU0245B-07	\$4,029,998.00	\$0.00	\$0.00	\$742,613.00	\$644,531.83	\$136,675.00	\$137,161.88	\$269,149.00	\$828,161.64	\$0.00	\$0.00	\$1,148,437.00	\$1,609,855.35	140.18%	\$1,680,605.35	41.70%
P/PFCE-2018-08MSU0245B-08	\$3,456,065.00	\$0.00	\$8,700.00	\$369,302.00	\$308,505.28	\$54,842.00	\$33,081.16	\$553,478.00	\$1,462,290.45	\$0.00	\$33,683.80	\$977,622.00	\$1,846,260.69	188.85%	\$1,846,260.69	53.42%
TOTALES:	\$33,105,466.00	\$1,860,890.00	\$1,353,641.20	\$2,992,825.00	\$4,520,148.64	\$529,925.00	\$458,827.92	\$9,726,948.00	\$9,885,611.51	\$1,143,193.00	\$220,972.56	\$16,253,781.00	\$16,439,201.83	969.44%	\$17,706,000.05	53.48%


Lic. Ricardo Duarte Jáquez
Rector


Mtro. Ángel Fernando Gómez Martínez
Director General de Planeación y Desarrollo Institucional





Institución: Universidad Autónoma de Ciudad Juárez
Número de subcuenta: 2112330
Fiduciario: SANTANDER

Ejercicio: 2018
Clave de Convenio: C/PFCE-2018-08MSU0245B-08-22

Rendimiento y Recursos Ejercidos Según Estados de Cuenta del Fideicomiso con Corte al: 4 de Octubre de 2018

Mes y Año	Capital						Productos Financieros						Saldo total según estado de	
	Capital asignado PFCE (1)	Retiro de fideicomiso (2)	Pago a fideicomisarios y/o proveedores (3)	Devolución a TESOFE (4)	Reintegros al Fideicomiso (5)	Saldo final acumulado (6) = [(1-2-3-4)+(6 mes anterior)]	Capital (Rendimiento bruto) (7)	Costo del Fideicomiso (8)	Rendimiento neto (9) = 7-8	Pago a fideicomisarios y/o proveedores (10)	Devolución a TESOFE (11)	Reintegros a Capital (12)	Ejercicio Neto (13) = (9-10-11)+(12 mes anterior)	Saldo total según estado de cuenta (14) = (6)+(13)
Abril 2018	\$0.00	\$0.00	\$0.00	\$0.00	\$0.00	\$0.00	\$0.00	\$0.00	\$0.00	\$0.00	\$0.00	\$0.00	\$0.00	\$0.00
Mayo 2018	\$0.00	\$0.00	\$0.00	\$0.00	\$0.00	\$0.00	\$0.00	\$0.00	\$0.00	\$0.00	\$0.00	\$0.00	\$0.00	\$0.00
Junio 2018	\$32,411,227.00	\$0.00	\$4,717,831.06	\$0.00	\$24,000.00	\$27,717,395.94	\$146,209.57	\$0.00	\$146,209.57	\$0.00	\$0.00	\$0.00	\$146,209.57	\$27,863,605.51
Julio 2018	\$0.00	\$0.00	\$0.00	\$0.00	\$0.00	\$27,717,395.94	\$176,394.25	\$0.00	\$176,394.25	\$0.00	\$0.00	\$0.00	\$322,603.82	\$28,039,999.76
Agosto 2018	\$0.00	\$0.00	\$3,408,695.95	\$0.00	\$31,161.33	\$24,339,861.32	\$168,758.16	\$76,559.39	\$92,198.77	\$0.00	\$0.00	\$0.00	\$414,802.59	\$24,754,663.91
Septiembre 2018	0	0	12933021.55	0	36324.2	11443163.97	115884.06	0	115884.06	0	0	0	530686.65	11973850.62
Octubre 2018	0	0	0	0	0	11443163.97	0	0	115884.06	0	0	0	530686.65	11973850.62
TOTALES:	32411227	0	21059548.56	0	91485.53	11443163.97	607246.04	76559.39	530686.65	0	0	0	530686.65	11973850.62


Lic. Ricardo Duarte Jáquez
Rector


Mtro. Ángel Fernando Gómez Martínez
Director General de Planeación y Desarrollo Institucional